



# Complete Dump Truck Tarp System Kit





We appreciate your purchase of a tarp system. We promise that all our tarp systems are built from the highest quality material available, therefore we can also vow to stand behind the quality of our product.



# BOX A

Sr. No.	QTY	Description	Reference Picture
1	2	Plastic Tarp Centering Flange (white)	
2	2	Aluminum Tarp Spool Mounting Bracket	
3	2	Rubber Mounting Bracket Bumpers	
4	1	50ft 6 Gauge Dual Wire	
5	1	12V 50: 1 600W Electric Motor, Chrome Housing & Backing Plate	
6	1	3/4" Axle Bearing with Flange	
7	1	5" x 3/4" Stud Shaft	
8	2	External Retaining Ring	
9	8	Spiral torsion springs	
10	2	Pivot Pin 4-spring	
11	1	Switch Kit	
12	4	Stainless Steel Bushings	

## BOX B

Sr. No.	QTY	Description	Reference Picture
13	1	3-Piece Telescoping 103"Cross Tube	
14	2	3-Piece Telescoping 98"Upper Arm with 90° Corners	
15	2	4-Spring Aluminum Lower Arm-78"	
16	1	3-Piece Telescoping 103" Tarp Axle	

## INSTALLATION HARDWARE - BOX A

Sr. No.	QTY	Description
17	8	1/2"-13 x 1/2" Socket Set Screws
18	4	5/8" x 1-1/2" Bolt
19	4	5/8" Nut
20	4	5/8" Flat Washer
21	4	1/2" x 1" Bolts
22	4	1/2" Nylon Nuts
23	4	5/16"-18 x 3/4" Bolts
24	4	5/16" Nylon Nut
25	2	5/16"-18 x 2-1/4" Bolts
26	2	5/16" x 2-1/4"Nylon Nut
27	2	5/16 Flat Washer
28	4	5/16"-18 x 1-3/4" Bolts
29	4	5/16" x 1-3/4" Nylon Nuts
30	8	5/16"-18 x 1-3/4" Bolts
31	8	5/16" x 1-3/4" Nylon Nuts
32	8	5/16" Flat Washer
33	6	Tarring Bolts
34	6	Flat Washer

  
**WARNING!**

· Never operate tarp system under power lines, this may cause injury due to electrocution.  
· Never operate tarp system while moving